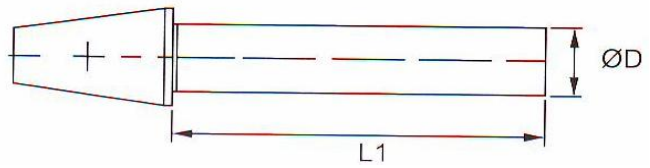


TEST BAR

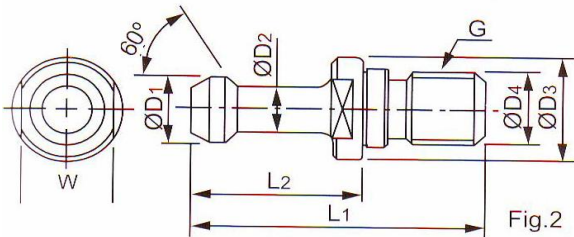
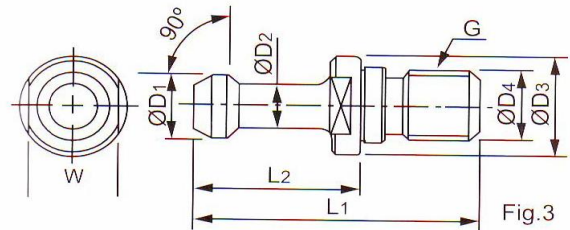
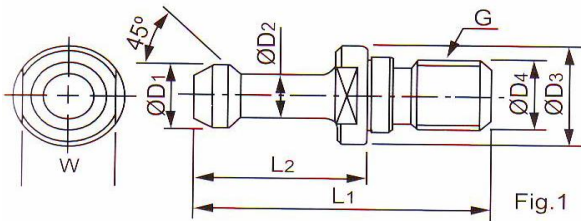


7/24 TAPER



	ØD	L1	Accuracy	ราคา
BT30-250	30	250	0.003	18,300
BT40-250	40	250	0.003	18,300
BT50-250	50	250	0.003	20,300

PULL STUD



Order No.	Fig	L1	L2	ØD1	ØD2	ØD3	ØD4	W	G	ราคา
BT30-45°	1	43	23	11	7	16.5	12.5	13	M12	295
BT40-45°	1	60	35	15	10	23	17	19	M16	330
BT50-45°	1	85	45	23	17	38	25	30	M24	490
BT30-60°	2	43	23	11	7	16.5	12.5	13	M12	295
BT40-60°	2	60	25	15	10	23	17	19	M16	330
BT40-60°	2	86	45	23	17	38	25	30	M24	490
BT30-90°	3	43	23	11	7	16.5	12.5	13	M12	295
BT40-90°	3	60	35	15	10	23	17	19	M16	330
BT50-90°	3	85	45	23	17	38	25	30	M24	490